

Acorn



Acorn white – *Item no. 540*



Acorn grey – *Item no. 541*

Design: Atle Tveit

Year: 2012

Type: Pendant lamp

Shade colour: Matt off-white or matt grey

Body material: Aluminium, steel and oak

Wire: Off-white silk (white version) or grey silk (grey version), 300 cm

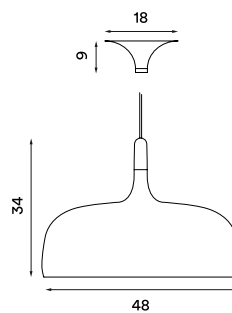
Bulb: E27 Max. 100 W

Voltage: 220V - 240V ~ 50Hz

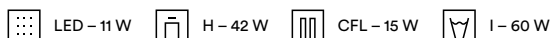
Net weight: 2.3 kg

Spare parts available: Ceiling mounted canopy

Dimensions and light direction



Recommended bulb



LED – 11 W

H – 42 W

CFL – 15 W

I – 60 W



CE

IP

20


Bell



Bell white – *Item no. 510*



Bell light blue – *Item no. 511*



Bell grey – *Item no. 513*



Bell mustard yellow – *Item no. 514*



Bell old rose – *Item no. 515*

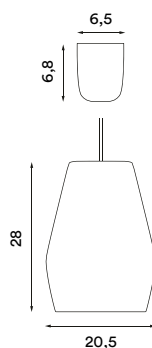
Design: Mark Braun

Year: 2011


Type: Pendant lamp

Shade material: Porcelain **Shade colour:** White (pure porcelain, glazed), grey (Pantone black 3), light blue (Pantone 290), mustard yellow (Pantone 124), old rose (Pantone 701) **Wire:** Black rubber, 300 cm **Bulb:** E27 Max. 60 W **Voltage:** 220V - 240V - 50Hz **Net weight:** 2.5 kg **Spare parts available:** Cord grip canopy

Dimensions and light direction



Recommended bulb



Dokka



Dokka white matt – *Item no. 254*



Dokka black matt – *Item no. 255*



Dokka dark grey – *Item no. 256*



Dokka light grey – *Item no. 257*



Dokka petrol blue – *Item no. 258*



Dokka aqua green – *Item no. 259*

Design: Birger Dahl

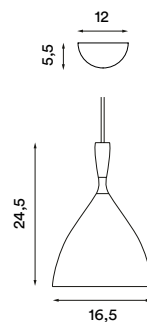
Year: 1954

Type: Pendant lamp

Shade material: Steel **Shade ring material:**

Electrical plated steel **Shade colours:** White, black, light grey, dark grey, petrol blue and aqua green **Shade inner colour:** White **Wire:** White rubber (white version) or black rubber (other versions), 250 cm. **Bulb:** E27 Max. 60 W **Voltage:** 220V - 240V - 50Hz **Net weight:** 0.65 kg

Dimensions and light direction



Recommended bulb



Evergreen



Evergreen small copper – *Item no. 455*



Evergreen small brass – *Item no. 454*



Evergreen large copper – *Item no. 465*



Evergreen large brass – *Item no. 464*

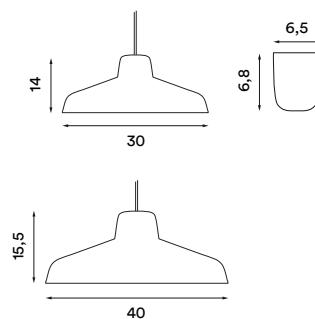
Design: Jens Praet & Vibeke Skar

Year: 2010

Type: Pendant lamp



Shade material: Brass or copper **Shade colour brass:** Brushed brass **Shade colour copper:** Treated copper **Wire:** Black silk, 300 cm
Bulb: E27 Max. 60 W **Voltage:** 220V 240V ~ 50Hz
Net weight: 1.3 kg (small) 2.1 kg (large) **Spare parts available:** Pulley system*, wall bracket, ceiling bracket, wheel, 800 cm black silk wire

Dimensions and light direction



* See images online of the pulley system. The lamp series is delivered with a 300 cm electrical wire and a cord grip canopy as standard; this can be changed to a pulley system using a certified electrician for the installation.

Recommended bulb



Say My Name



Say My Name table – *Item no. 650*



Say My Name pendant – *Item no. 651*

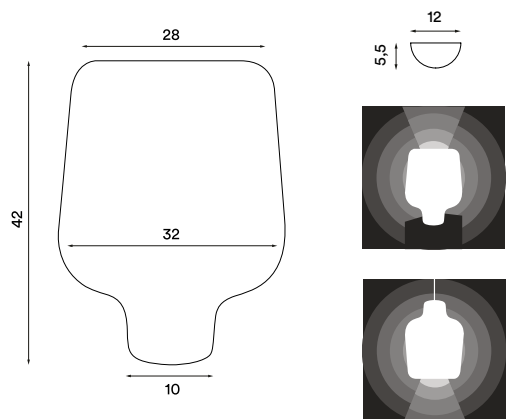
Design: Morten & Jonas

Year: 2015

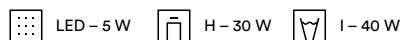
Type: Pendant and table lamp

Shade material: Mouth blown glass **Shade colour:** Faded purple **Base material:** Steel
Wire: Black rubber wire, 250 cm **Bulb:** E27, Max. 60 W **Voltage:** 220V - 240V - 50Hz **Net weight:** 10.5 kg (pendant and table)

Dimensions and light direction



Recommended bulb



Unika



Unika small
– Item no. 530



Unika large
– Item no. 531



Unika small grey
– Item no. 535



Unika large grey
– Item no. 536


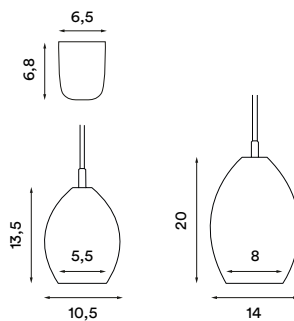
Design: Anne Louise Due de Fønss
& Anders Lundqvist

Year: 2012

Type: Pendant lamp

Shade material: Mouth blown glass **Shade colour:** Transparent or grey **Base material:** Brass **Wire:** Black twisted fabric wire, 250 cm
Bulb: E14 Max 60 W **Voltage:** 220V - 240V - 50Hz **Net weight:** 0.7 kg (small), 1.0 kg (large)
Spare parts available: Hanging part with 8m. cable, brass decorative side screw, cord grip canopy

Dimensions and light direction



Recommended bulb

LED – 1 W H – 18 W I – 25 W

CE IP 20

Scheisse



Scheisse – *Item no. 280*

Design: Hans Bleken Rud

Year: 2008

Type: Pendant lamp

Shade colour: Matt off-white **Body material:**

Aluminium shade elements and steel base

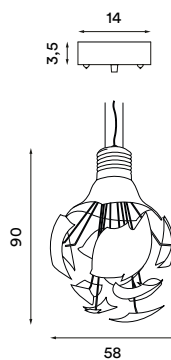
Wire: Transparent, 250 cm **Bulb:** E27 Max.

200 W **Voltage:** 220V - 240V - 50Hz

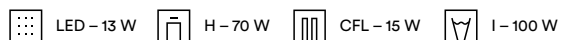
Net weight: 3.3 kg **Spare parts available:**

Shade elements

Dimensions and light direction



Recommended bulb



Norwegian Forest



Norwegian forest large pendant
natural birch – *Item no. 580*



Norwegian forest large pendant
white stained ash – *Item no. 581*



Norwegian forest small pendant
natural birch – *Item no. 582*



Norwegian forest small pendant
white stained ash – *Item no. 583*



Norwegian forest table
natural birch – *Item no. 584*



Norwegian forest table
white stained ash – *Item no. 585*

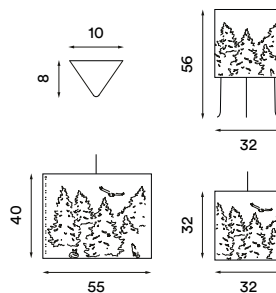
Design: Cathrine Kullberg

Year: 2007

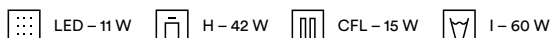
Types: Pendant lamp (small and large shade)
and table lamp (small shade)

Shade material: Natural birch (double layered nordic birch veneer, 0.9 mm) or white stained ash (semi transparent white pigmented ash veneer with inner layer of white paper fleece, 0.9 mm, leather lace
Shade colour: Natural (birch) or white stained (ash)
Body material: Steel
Body colour: White
Wire: White 350 cm (pendant lamps). White 150 cm with string pull switch (table lamp)
Bulb: E27 Max. 60 W
Voltage: 220V - 240V ~ 50Hz
Net weight: Large pendant 1.2 kg, small pendant 0.9 kg, table lamp 0.9 kg

Dimensions and light direction



Recommended bulb



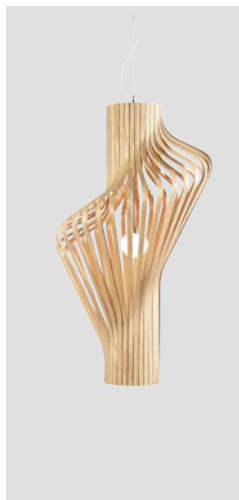
Diva




Diva floor oak
– Item no. 370



Diva floor walnut
– Item no. 371



Diva pendant oak
– Item no. 380



Diva pendant walnut
– Item no. 381

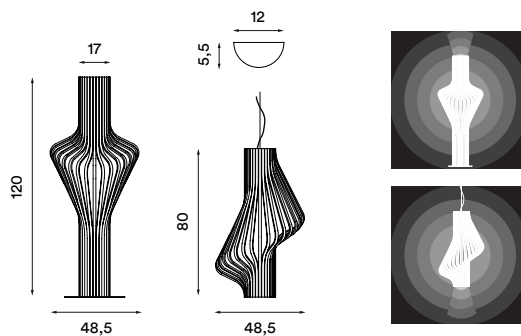
Design: Peter Natedal & Thomas Kalvatn Egset

Year: 2009

Types: Floor lamp and pendant lamp

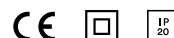
Shade material: Oak or walnut wood, laminated plywood **Shade colour:** Oak or walnut **Shade material thickness:** 6.5 millimeters plywood. 1.5 millimeters oak or walnut **Shade material:** Mouth blown glass **Shade colour:** White **Base material:** Satinized nickel **Base colour:** Metallic **Wire:** Transparent. 200 cm (floor) and 250 cm (pendant) **Dimmer switch:** Transparent (floor lamp only) **Bulb:** G9 Halogen Max. 60 W **Voltage:** 220V - 240V - 50Hz **Net weight:** 7 kg (floor lamp), 4.5 kg (pendant lamp) **Spare parts available:** Dimmer switch (floor lamp), laminated plywood shade (oak or walnut), lamp base

Dimensions and light direction



Bulb included

Energy class: C



Illusion



Illusion white – *Item no. 440*



Illusion black – *Item no. 441*



Illusion half white – *Item no. 442*



Illusion half black – *Item no. 443*

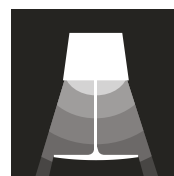
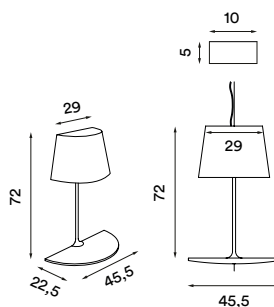
Design: Hareide Design

Year: 2010

Types: Pendant lamp and wall lamp

Dimensions and light direction

Shade material: Aluminium **Body material:** Steel
Base material (pendant lamp only): Steel
Shade colour: White shiny or black matt **Body colour:** White shiny or black matt **Base colour (pendant lamp only):** Black matt **Wire (pendant lamp only):** White or black silk, 350 cm **Bulbs pendant lamp:** GU10 Max. 50W x 4 **Bulbs wall lamp:** GU10 Max. 50W x 2 **Voltage:** 220V - 240V - 50Hz **Net weight pendant lamp:** 5.1 kg (plus floor base) **Net weight wall lamp:** 2.6 kg **Spare parts available:** Steel floor base (pendant), base/floor connection screw (pendant)



Recommended bulbs



LED – 4 W



H – 20 W

