

# VESSEL - LARGE PENDANT

Samuel Wilkinson / 2012



## Material

Shade: Blown glass

Fitting: Powder-coated aluminium

Cable: 3m fabric braided

Canopy: Plastic conical with side cable grip

## Installation

2 x 0,75 mm<sup>2</sup> , Terminal block

## Light Source

E27 ES Max 60W

## Energy Label

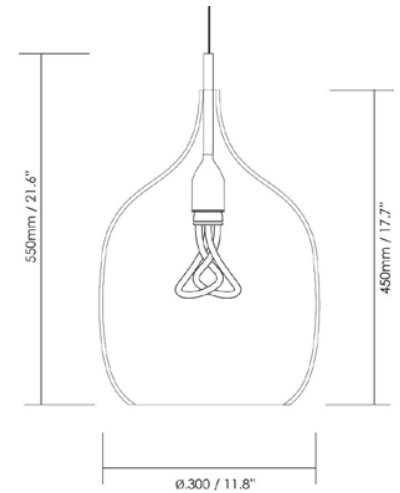
A++, A+, A

## Class

Isolation Class II, IP20

## Weight

3.5kg



SKU	GTIN	FINISH	CABLE / FITTING	LIGHT SOURCE (RECOMMENDED)
VS3/CLR/WHT/EUX	5060492042006	Clear	White with white cable	E27 ES Max.60W
VS3/CLR/BRS/EUX	5060492042013	Clear	Brass with black cable	E27 ES Max.60W
VS3/GRY/BLK/EUX	5060492042020	Smoked Grey	Black with black cable	E27 ES Max.60W
VS3/AMB/BLK/EUX	5060492042037	Amber	Black with black cable	E27 ES Max.60W
VS3/WHT/BLK/EUX	5060492042044	White	Black with black cable	E27 ES Max.60W
VS3/WHT/BRS/EUX	5060492042051	White	Brass with black cable	E27 ES Max.60W
VS3/CLR/WHT/EUP	5060492042068	Clear	White with white cable	E27 ES Includes Plumen 001
VS3/CLR/BRS/EUP	5060492042075	Clear	Brass with black cable	E27 ES Includes Plumen 001
VS3/GRY/BLK/EUP	5060492042082	Smoked Grey	Black with black cable	E27 ES Includes Plumen 001
VS3/AMB/BLK/EUP	5060492042099	Amber	Black with black cable	E27 ES Includes Plumen 001
VS3/WHT/BLK/EUP	5060492042105	White	Black with black cable	E27 ES Includes Plumen 001
VS3/WHT/BRS/EUP	5060492042112	White	Brass with black cable	E27 ES Includes Plumen 001

# VESSEL - FLAT PENDANT

Samuel Wilkinson / 2010



## Material

Shade: Blown glass

Fitting: Powder-coated aluminium

Cable: 3m fabric braided

Canopy: Plastic conical with side cable grip

## Installation

2 x 0,75 mm<sup>2</sup> , Terminal block

## Light Source

E27 ES Max 60W

## Energy Label

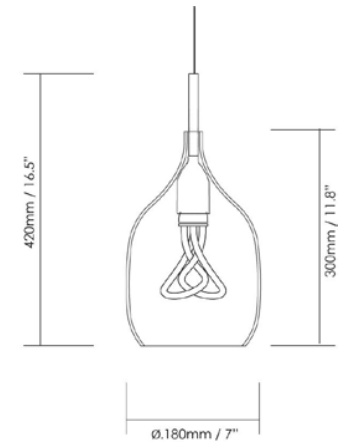
A++, A+, A

## Class

Isolation Class II, IP20

## Weight

2.5kg



SKU	GTIN	FINISH	CABLE / FITTING	LIGHT SOURCE (RECOMMENDED)
VS1/CLR/WHT/EUX	5060492041764	Clear	White with white cable	E27 ES Max.60W
VS1/CLR/BRS/EUX	5060492041771	Clear	Brass with black cable	E27 ES Max.60W
VS1/GRY/BLK/EUX	5060492041788	Smoked Grey	Black with black cable	E27 ES Max.60W
VS1/AMB/BLK/EUX	5060492041795	Amber	Black with black cable	E27 ES Max.60W
VS1/WHT/BLK/EUX	5060492041801	White	Black with black cable	E27 ES Max.60W
VS1/WHT/BRS/EUX	5060492041818	White	Brass with black cable	E27 ES Max.60W
VS1/CLR/WHT/EUP	5060492041825	Clear	White with white cable	E27 ES Includes Plumen 001
VS1/CLR/BRS/EUP	5060492041832	Clear	Brass with black cable	E27 ES Includes Plumen 001
VS1/GRY/BLK/EUP	5060492041849	Smoked Grey	Black with black cable	E27 ES Includes Plumen 001
VS1/AMB/BLK/EUP	5060492041856	Amber	Black with black cable	E27 ES Includes Plumen 001
VS1/WHT/BLK/EUP	5060492041863	White	Black with black cable	E27 ES Includes Plumen 001
VS1/WHT/BRS/EUP	5060492041870	White	Brass with black cable	E27 ES Includes Plumen 001

# VESSEL - ANGLE PENDANT

Samuel Wilkinson / 2010



## Material

Shade: Blown glass

Fitting: Powder-coated aluminium

Cable: 3m fabric braided

Canopy: Plastic conical with side cable grip

## Installation

2 x 0,75 mm<sup>2</sup> , Terminal block

## Light Source

E27 ES Max 60W

## Energy Label

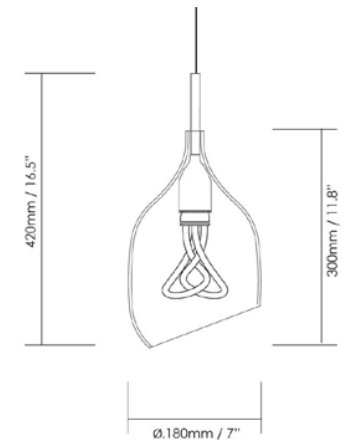
A++, A+, A

## Class

Isolation Class II, IP20

## Weight

2.5kg



SKU	GTIN	FINISH	CABLE / FITTING	LIGHT SOURCE (RECOMMENDED)
VS2/CLR/WHT/EUX	5060492041887	Clear	White with white cable	E27 ES Max.60W
VS2/CLR/BRS/EUX	5060492041894	Clear	Brass with black cable	E27 ES Max.60W
VS2/GRY/BLK/EUX	5060492041900	Smoked Grey	Black with black cable	E27 ES Max.60W
VS2/AMB/BLK/EUX	5060492041917	Amber	Black with black cable	E27 ES Max.60W
VS2/WHT/BLK/EUX	5060492041924	White	Black with black cable	E27 ES Max.60W
VS2/WHT/BRS/EUX	5060492041931	White	Brass with black cable	E27 ES Max.60W
VS2/CLR/WHT/EUP	5060492041948	Clear	White with white cable	E27 ES Includes Plumen 001
VS2/CLR/BRS/EUP	5060492041955	Clear	Brass with black cable	E27 ES Includes Plumen 001
VS2/GRY/BLK/EUP	5060492041962	Smoked Grey	Black with black cable	E27 ES Includes Plumen 001
VS2/AMB/BLK/EUP	5060492041979	Amber	Black with black cable	E27 ES Includes Plumen 001
VS2/WHT/BLK/EUP	5060492041986	White	Black with black cable	E27 ES Includes Plumen 001
VS2/WHT/BRS/EUP	5060492041993	White	Brass with black cable	E27 ES Includes Plumen 001



**Material**

Shade: Blown glass  
 Fitting: Powder-coated aluminium  
 Cable: 3m fabric braided  
 Canopy: Plastic conical with side cable grip

**Installation**

2 x 0,75 mm<sup>2</sup> , Terminal block

**Light Source**

E27 ES Max 60W

**Energy Label**

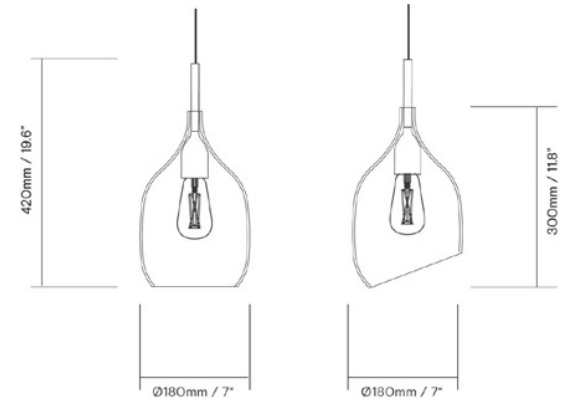
A++, A+, A

**Class**

Isolation Class II, IP20

**Weight**

2.5kg



SKU	GTIN	FINISH	CABLE / FITTING	LIGHT SOURCE
VS1/CLR/WHT/EUW	5060492042860	Flat Cut Clear	White with white cable	E27 ES Incl. Watt Nott Willis LED
VS1/CLR/BRS/EUW	5060492042877	Flat Cut Clear	Brass with black cable	E27 ES Incl. Watt Nott Willis LED
VS1/GRY/BLK/EUW	5060492042884	Flat Cut Smoked Grey	Black with black cable	E27 ES Incl. Watt Nott Willis LED
VS1/AMB/BLK/EUW	5060492042891	Flat Cut Amber	Black with black cable	E27 ES Incl. Watt Nott Willis LED
VS2/CLR/WHT/EUW	5060492042907	Angle Cut Clear	White with white cable	E27 ES Incl. Watt Nott Willis LED
VS2/CLR/BRS/EUW	5060492042914	Angle Cut Clear	Brass with black cable	E27 ES Incl. Watt Nott Willis LED
VS2/GRY/BLK/EUW	5060492042921	Angle Cut Smoked Grey	Black with black cable	E27 ES Incl. Watt Nott Willis LED
VS2/AMB/BLK/EUW	5060492042938	Angle Cut Amber	Black with black cable	E27 ES Incl. Watt Nott Willis LED